

Magnum Plus

H 209
P 102
L 78

Gelato - Pastry EN 60x80

	TN	TB	TB/TN	TC	TC/TN	N
	Chiller	Freezer	Dual Temp	Heated	Hot&Cold	Non-refrigerated
RS - Static						
RV - Ventilated		•	•			
RS/TC S - Static and Dry Heat convertible						
RV/TC S - Ventilated / Dry Heat convertible						
HUR - Meat						
CH - Chocolate						
TC S - Dry Heat						
TC BM - Bainmarie						
N - Non-refrigerated						

Installation

Plug-in

Energy class

C

Standard equipment

- 5 white plastic coated shelves EN 60x80 (600x800 mm) - TB
- 5 Pair of stainless steel C guide rails (794 mm) for EN 60x80 shelves/trays - TB
- 21 Pair of stainless steel L guide rails (794 mm) for EN 60x80 shelves/trays - TN
- 4 stainless steel racks (10 positions - pitch 133 mm) - TB
- 4 stainless steel racks (21 positions - pitch 60 mm) - TN
- Door lock with key

Temperature

- -2/+8 °C (TN)
- -18/-15 °C (TB)

Refrigerant

R290

Refrigeration

Ventilated (RV)

Compressor

Hermetic

Defrost

- Hot gas (TB)
- Off cycle (TN)

Climate class

5 (40 °C / 40% RH)

Opening system

- Reversible self-closing swing door
- Left or right configuration

Insulation

Cyclopentane 80 mm

Equipment handling

- Height adjustable feet (115-175H mm)
- Swivel casters with brake (optional)

External/Internal

Stainless steel AISI 304

Optionals

- Swivel casters with brake
- EN 60x80 white plastic coated/ stainless steel shelves (600x800 mm)
- EN 60x40 white plastic coated/ stainless steel shelves (600x400 mm)
- EN 60x40 stainless steel trays (600x400x20H mm) - RV TN
- EN 60x80 stainless steel trays (600x800x20H mm) - RV TN
- L stainless steel guide rails pair (794 mm) for EN 60x80 shelves/trays - RV TN
- C stainless steel guide rails pair (794 mm) for EN 60x80 shelves/trays - RV TB

Installazione

Plug-in

Classe energetica

C

Dotazione di serie

- 5 Griglie EN 60x80 plastificate bianche (600x800 mm) - TB
- 5 Coppie guida C inox (794 mm) per griglie/teglie EN 60x80 - TB
- 21 Coppie guida L inox (794 mm) per griglie/teglie EN 60x80 - TN
- 4 cremagliere inox (10 posizioni - passo 133 mm) - TB
- 4 cremagliere inox (21 posizioni - passo 60 mm) - TN
- Serratura porta con chiave

Temperatura

- -2/+8 °C (TN)
- -18/-15 °C (TB)

Refrigerante

R290

Refrigerazione

Ventilata (RV)

Compressore

Ermetico

Sbrinamento

- Gas caldo (TB)
- Fermata compressore (TN)

Classe Climatica

5 (40 °C / 40% RH)

Apertura

- Porta con ritorno automatico reversibile
- Configurazione destra o sinistra

Isolamento

Cyclopentano 80 mm

Basamento

- Piedini regolabili in altezza (115-175H mm)
- Ruote pivotanti con freno (optional)

Esterno/Interno

Acciaio Inox AISI 304

Accessori

- Ruote pivotanti con freno
- Griglie EN 60x80 plastificate bianche/inox (600x800 mm)
- Griglie EN 60x40 plastificate bianche/inox (600x400 mm)
- Teglie inox EN 60x40 (600x400x20H mm) - RV TN
- Teglie inox EN 60x80 (600x800x20H mm) - RV TN
- Coppie guida L inox (794 mm) per griglie/teglie EN 60x80 - RV TN
- Coppie guida C inox (794 mm) per griglie/teglie EN 60x80 - RV TB



Magnum Plus TB

Magnum

		Plus
External dimensions (LxDxH) Dimensioni esterne (LxPxH)	Adjustable feets Piedini regolabili Swivel casters Ruote pivotanti	780 x 1020 x 2092 mm 780 x 1020 x 2070 mm
Capacity (gross/net) Capacità (lorda/netta)		786 / 683 Lt
Net weight Peso netto		140 kg
Refrigeration Refrigerazione		Ventilated Ventilata
Refrigerant Refrigerante		R290
Climate class Classe climatica		5
Operating conditions Condizioni ambientali		40 °C / 40 %RH
Energy class Classe energetica		C
Product temperature Temperatura prodotto	RV TN RV TB	-2 / +8 °C -18 / -15 °C
Compressor (type) Compressore (tipologia)		Hermetic - 1 Ermetico - 1
Defrost Sbrinamento	RV TN RV TB	Off cycle Fermata compressore Hot gas Gas caldo
Power supply Alimentazione		230 V / 1 Ph / 50 Hz
Electrical input (nominal) Assorbimento elettrico (regime)	RV TN RV TB	490 W / 3.1 A 485 W / 2.2 A
Electrical input (defrost) Assorbimento elettrico (sbrinamento)	RV TN RV TB	7 W / 0.1 A 100 W / 4.6 A
Noise level Livello di rumore	RV TN RV TB	54.4 dBA @1mt 55.7 dBA @1mt

Technical sheet about models whit condensing unit included with air cooled
Dati tecnici riferiti a modelli con unità a bordo con condensazione ad aria

Magnum TN

Pastry setup

Allestimento pasticceria

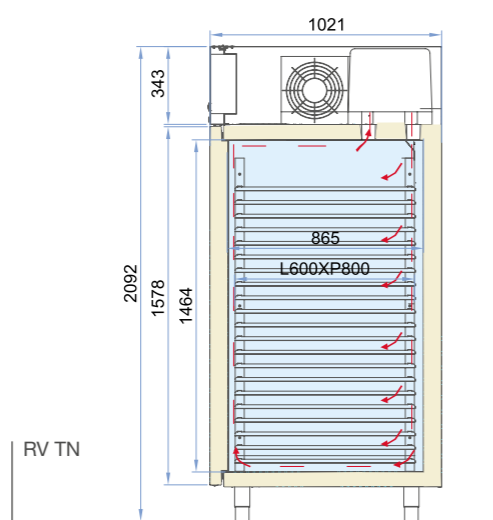

		Plus	
Trays/shelves Max capacity N. Totale Max Teglie/Griglie	EN 60x80	600x800 mm	21
Trays Max capacity N. Totale Max griglie	EN 60x40	600x400x20 H mm	42
Guide rails pair Coppie guida	L (EN 60x40/80)	794 mm	1 pair per shelf/tray 1 coppia per griglia/teglia

Magnum TB

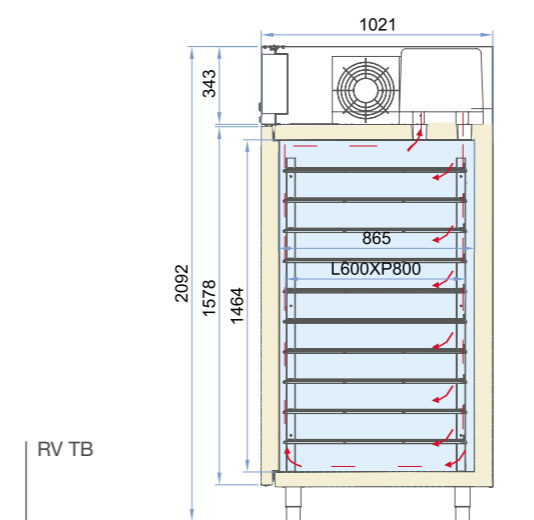
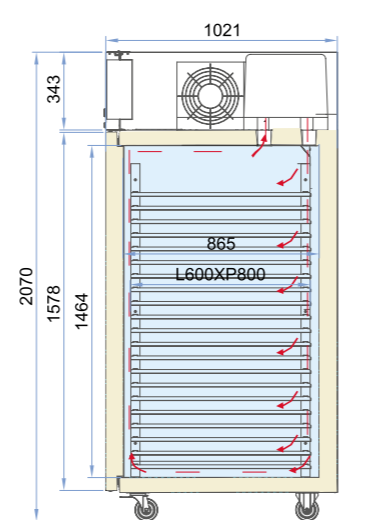
Gelato setup

Allestimento gelato

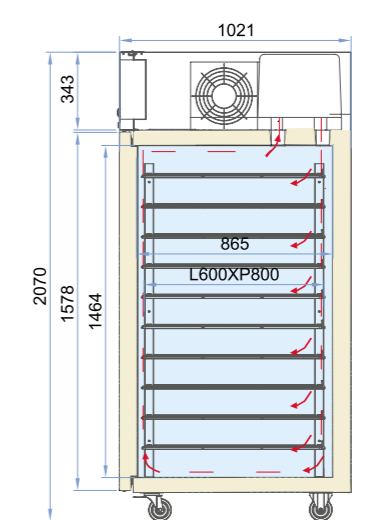
		Plus	
Gelato pans Max capacity N. Totale Max vaschette gelato	5Lt	360x165x120H mm 360x250x80H mm	66 6 per shelf / 6 per ripiano 44 4 per shelf / 4 per ripiano
Gelato carapine Max capacity N. Totale Max carapine gelato	3Lt	ø154x160H mm	60 12 per shelf / 12 per ripiano
Gelato carapine Max capacity N. Totale Max carapine gelato	5Lt	ø245x141H mm	30 6 per shelf / 6 per ripiano
Gelato carapine Max capacity N. Totale Max carapine gelato	7Lt	ø200x250H mm	40 8 per shelf / 8 per ripiano
Shelves Max capacity N. Totale Max griglie	EN 60x80	600x800 mm	10 (gelato pans - vaschette) 5 (gelato carapine - carapine)
Guide rails pair Coppie guida	C (EN 60x80)	794 mm	1 pair per shelf/tray 1 coppia per griglia/teglia














RV TN














RV TB



Optionals

	GE 700 Evo	GE 700 Plus	GE 700 Ultra	GE 1400 Evo	GE 1400 Plus	Magnum Plus		Labor Plus
						TN	TB	
 Swivel casters with brake Ruote pivotanti con freno	•	•	•	•	•	•	•	•
 GN 2/1 (650x530 mm) Stainless steel shelf Griglia inox	•	•	•	•	•			
 GN 2/1 (650x530 mm) White plastic coated shelf Griglia plastificata bianca	•	•	•	•	•			
 EN 60x40 (600x400 mm) Stainless steel shelf Griglia inox	•	•		•	•			
 EN 60x40 (600x400 mm) White plastic coated shelf Griglia plastificata bianca	•	•		•	•			
 EN 60x80 (600x800 mm) Stainless steel shelf Griglia inox						•	•	
 EN 60x80 (600x800 mm) White plastic coated shelf Griglia plastificata bianca						•	•	
 Chromed shelf Griglia cromata (720x530 mm)								•
 White plastic coated shelf Griglia plastificata bianca (720x530 mm)								•
 Stainless steel central shelf Griglia centrale inox (540x216 mm)				•	•			
 White plastic coated central shelf Griglia centrale plastificata bianca (540x216 mm)				•	•			

	GE 700 Evo	GE 700 Plus	GE 700 Ultra	GE 1400 Evo	GE 1400 Plus	Magnum Plus		Labor Plus
						TN	TB	
 GN 2/1 (650x530x20/40/60/100H mm) Stainless steel tray Teglia inox	•	•	•	•	•			
 EN 60x40 (600x400x20H mm) Stainless steel tray Teglia inox	•	•		•	•	•		
 EN 60x80 (600x800x20H mm) Stainless steel tray Teglia inox							•	
 Rack maximum load 21 positions - pitch 60mm Cremagliera massimo carico 21 posizioni - passo 60mm	•	•		•	•			
 2L stainless steel guide rail (652 mm) for EN 60x40-GN 2/1 shelves/trays Coppia guida 2L inox (652 mm) per griglie/teglie EN 60x40-GN 2/1	•	•		•	•			
 L stainless steel guide rail pair (794 mm) for EN 60x80 shelves/trays Coppia guida L inox (794 mm) per griglie/teglie EN 60x80							•	
 C stainless steel guide rail (652 mm) for GN 2/1 shelves/trays Coppia guida C inox (652 mm) per griglie/teglie GN 2/1	•	•		•	•			
 C stainless steel guide rail pair (724 mm) for shelves (530x720 mm) Coppia guida C inox (724 mm) per griglie (530x720 mm)								•
 C stainless steel guide rails pair (794 mm) for EN 60x80 shelves/trays Coppia guida C inox (794 mm) per griglie/teglie EN 60x80								•
 White plastic coated shelves support Supporti griglie in plastica	•	•						
 White plastic coated basket (650x530x150/300H mm) Cesto (650x530x150/300H mm)				•	•			