

SUPERCAPRI

Pastry



SUPERCAPRI

H 117 • 135

P 111

L 120 • 170 • 220 • AE45

Pastry • Hot&Cold • Chocolate

	TN	TB	TB/TN	TC	TC/TN	N
	Chiller	Freezer	Dual Temp	Heated	Hot&Cold	Non-refrigerated
RS - Static						
RV - Ventilated	•					
RS/TC S - Static and Dry Heat convertible						
RV/TC S - Ventilated / Dry Heat convertible						
HUR - Meat						
CH - Chocolate	•					
TC S - Dry Heat						
TC BM - Bainmarie						
N - Non-refrigerated						

SUPERCAPRI PASTRY		Model type	Total display area	Temperature class	Recommended temperature	Energy class	Energy efficiency index	Annual energy consumption	Light source type and class
Height	Length	Tipo di banco	Superficie espositiva totale m²	Classe di temperatura	Temperatura consigliata °C	Classe energetica	Indice di efficienza energetica EEI	Consumo annuo AEC kWh/A	Tipo e classe illuminazione
H117	120	IVC4	1,51	H	6°C	F	73,66	5.533	-
	170	IVC4	2,05	H	6°C	F	72,82	6.658	-
	220	IVC4	2,60	H	6°C	F	74,18	7.992	-
H135	120	IVC4	2,05	H	6°C	E	64,18	5.861	-
	170	IVC4	2,75	H	6°C	E	63,33	7.118	-
	220	IVC4	3,45	H	6°C	E	64,32	8.583	-

Configuration: air cooled plug in unit R290, plexiglass sliding doors closure, led lighting, illuminated shelves.

Configurazione: motore a bordo ad aria R290, chiusura porte scorrevoli in plexiglass, mensole illuminate.

Installation

- Plug-in
- Remote (optional)

Configuration

Channeling (optional)

Temperature

- +1/+10 °C (Pastry)
- +14/+16 °C (Chocolate)
- +65 °C (Hot Plate)

Refrigerant

R290

Refrigeration

Ventilated

Compressor

Hermetic

Defrost

Off cycle

Climate class

3

Upper glass

Heated stratified with switch

Front glass

Heated stratified

Side glasses

Heated double

Opening system

Front glass tilted manually

Rear closing system

- Plexiglass Sliding doors
- Self rolling curtain

Work top

Solid surface White

Lighting

Led 4000 K / 5700 K

Equipment handling

Swivel casters with brake and height adjustable feet

Installazione

- Plug-in
- Remoto (optional)

Configurazione

Canalizzabile (optional)

Temperatura

- +1/+10 °C (Pastry)
- +14/+16 °C (Chocolate)
- +65 °C (Hot Plate)

Refrigerante

R290

Refrigerazione

Ventilata

Compressore

Ermetico

Sbrinamento

Fermata compressore

Classe Climatica

3

Vetro superiore

Stratificato riscaldato (disattivabile)

Vetro frontale

Stratificato riscaldato

Vetri laterali

Doppi (Camera) riscaldati

Apertura anteriore

Ribaltabile verso il basso

Chiusura posteriore

- Scorrevoli in Plexiglass
- Tenda manuale autoavvolgente

Piano di servizio

Superficie solida bianca

Illuminazione

Led 4000 K / 5700 K

Movimentazione

Ruote pivotanti con freno e piedini regolabili in altezza



Supercapri Pastry

120			170		
RV TN	RV CH	RV TN PC	RV TN	RV CH	RV TN PC

External dimensions (LxDxH) Dimensioni esterne (LxPxH)	H117 H135	1187 x 1110 x 1175 mm 1187 x 1110 x 1352 mm			1682 x 1110 x 1175 mm 1682 x 1110 x 1352 mm	
Capacity (gross/net) Capacità (lorda/netta)	H117 H135	685 / 267 lt 824 / 267 lt			1009 / 393 lt 1212 / 393 lt	
Net weight Peso netto	H117 H135	300 kg 325 kg			375 kg 410 kg	
Refrigeration Refrigerazione	Ventilated Ventilata					
Refrigerant Refrigerante	R290					
Climate class Classe climatica	3					
Operating conditions Condizioni ambientali	25 °C / 60 %RH					
Product temperature Temperatura prodotto	+1/+10 °C	+14 /+16 °C	+65 °C	+1/+10 °C	+14 /+16 °C	+65 °C
Compressor (type) Compressore (tipologia)	1 Hermetic 1 Ermetico			1 Hermetic 1 Ermetico		
Defrost Sbrinamento	Off Cycle Fermata compressore			Off Cycle Fermata compressore		
Power supply Alimentazione	230 V / 1 Ph / 50 Hz					
Electrical input (nominal) Assorbimento elettrico (regime)	1200 W / 5,4 A	1700 W / 8,2 A	1200 W / 5,4 A	1510 W / 8,9 A	2510 W / 12,1 A	1510 W / 8,9 A
Electrical input (defrost) Assorbimento elettrico (sbrinamento)	538 W / 2,6 A	1038 W / 5 A	538 W / 2,6 A	650 W / 3,1 A	1650 W / 8 A	650 W / 3,1 A

Technical sheet about models whit condensing unit included with air cooled
Dati tecnici riferiti a modelli con unità a bordo con condensazione ad aria

Setup

Allestimento

Pastry trays

Vassoi pasticceria

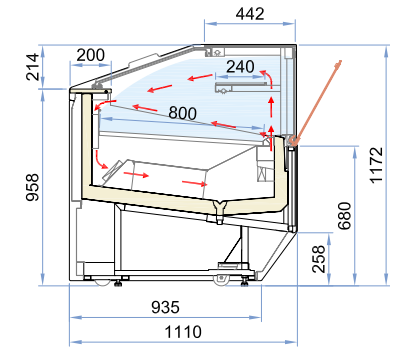
Shelf

Mensola

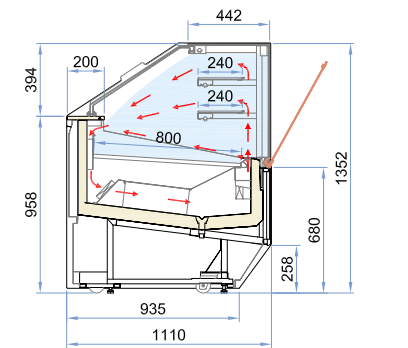
220			AE45
RV TN	RV CH	RV TN PC	RV TN

2177 x 1110 x 1175 mm			1847 x 1110 x 1175 mm	
2177 x 1110 x 1352 mm			1847 x 1110 x 1352 mm	
1332 / 518 lt			901 / 193 lt	
1600 / 518 lt			1082 / 193 lt	
470 kg			400 kg	
510 kg			425 kg	
Ventilated Ventilata				
R290				
3				
25 °C / 60 %RH				
+1/+10 °C	+14 /+16 °C	+65 °C	+1/+10 °C	
1 Hermetic 1 Ermetico		-	1 Hermetic 1 Ermetico	
Off Cycle Fermata compressore		-	Off Cycle Fermata compressore	
230 V / 1 Ph / 50 Hz				
1780 W / 9,1 A	3280 W / 15,8 A	1780 W / 9,1 A	1510 W / 8,9 A	
750 W / 3,6 A	2250 W / 10,8 A	750 W / 3,6 A	650 W / 3,1 A	







H117















H135



Pastry configuration - Configurazioni pasticceria

	120	170	220
Tray / Vassoio	 1047x800 mm	 1542x800 mm	 2036x800 mm
Shelf / Mensola	 1148x240 mm	 1643x240 mm	 2138x240 mm

Available colours - Colori disponibili

Front panel (1) Pannello frontale	Front panel (2) Pannello frontale	Side panels (3) Fianchi laterali
●  RAL 9003	●  RAL 9003	●  RAL 9003
●  RAL 9005	●  RAL 9005	●  RAL 9005
●  RAL 7022	●  RAL 7022	●  RAL 7022
●  RAL on request	●  RAL on request	●  RAL on request
● Standard / Di serie	● Standard / Di serie	● Standard / Di serie

