

SUPERCAPRI

H 117 • 135

P 111

L 120 • 170 • 220 • 120+50 • 170+50 • AE45

Gelato

Installation

- Plug-in
- Remote (optional)

Configuration

- Channeling (optional)
- Dual Temperature (optional)

Temperature

-20/+2 °C

Refrigerant

- R290 (Plus)
- R452a (Plus1 - Plus2)

Refrigeration

- Ventilated
- Plus
- Plus 1 (optional)
- Plus 2 (optional)

Compressor

Hermetic

Defrost

Reverse cycle

Climatic class

- 7 - Plus
- 4 - Plus 1 / Plus 2

Upper glass

Heated stratified glass with switch

Front glass

Heated stratified glass

Side glasses

Heated double glasses

Opening system

Front glass tilted manually

Rear closing system

- Plexiglass Sliding doors
- Self rolling curtain

Work top

Solid surface White

Lightning

Led 5700 K

Equipment handling

Swivel casters with brake and height adjustable feet

Installazione

- Plug-in
- Remoto (optional)

Configurazione

- Canalizzabile (optional)
- Dual Temperature (optional)

Temperatura

-20/+2 °C

Refrigerante

- R290 (Plus)
- R452a (Plus1 - Plus2)

Refrigerazione

- Ventilata
- Plus
- Plus 1 (optional)
- Plus 2 (optional)

Compressore

Ermetico

Sbrinamento

Inversione di ciclo

Classe Climatica

- 7 - Plus
- 4 - Plus 1 / Plus 2

Vetro superiore

Stratificato riscaldato (disattivabile)

Vetro frontale

Stratificato riscaldato

Vetri laterali

Doppi (Camera) riscaldati

Apertura anteriore

Ribaltabile verso il basso

Chiusura posteriore

- Scorrevoli in Plexiglass
- Tenda manuale autoavvolgente

Piano di servizio

Superficie solida bianca

Illuminazione

Led 5700 K

Movimentazione

Ruote pivotanti con freno e piedini regolabili in altezza








Supercapri Gelato

		120	170	220
External dimensions (LxDxH) Dimensioni esterne (LxPxH)	H117	1187x1110x1175 mm	1682x1110x1175 mm	2177x1110x1175 mm
	H135	1187x1110x1352 mm	1682x1110x1352 mm	2177x1110x1352 mm
Capacity (gross/net) Capacità (lorda/netta)	H117	685 / 147 lt	1009 / 216 lt	1332 / 285 lt
	H135	824 / 147 lt	1212 / 216 lt	1600 / 285 lt
Net weight Peso netto	H117	320 kg	409 kg	510 kg
	H135	346 kg	434 kg	535 kg
Refrigeration Refrigerazione		Ventilated Ventilata		
Refrigerant Refrigerante		R452a (Plus 1 / Plus 2) R290 (Plus)		
Climate class Classe climatica		4 (Plus 1 / Plus 2) 7 (Plus)		
Operating conditions Condizioni ambientali		35 °C / 75 %RH (Plus) 30 °C / 55 %RH (Plus 1 / Plus 2)		
Cabinet capacity range Temperatura di regolazione		-20/+2 °C		
Product temperature Temperatura prodotto		-16/-14 °C		
Compressor (type) Compressore (tipologia)		1 Hermetic 1 Ermetico	2 Hermetics 2 Ermetici	
Defrost Sbrinamento		Reverse Cycle Inversione di Ciclo		
Power supply Alimentazione		230 V / 1 Ph / 50 Hz	400 V / 3 Ph / 50 Hz	
Electrical input (nominal) Assorbimento elettrico (regime)		1240 W / 6 A	1720 W / 3 A	2700 W / 4,2 A
Electrical input (defrost) Assorbimento elettrico (sbrinamento)		2300 W / 11 A	2950 W / 4,9 A	6300 W / 8,5 A

Technical sheet about models whit condensing unit included with air cooled
Dati tecnici riferiti a modelli con unità a bordo con condensazione ad aria

Setup

Allestimento

5 Lt 360 x 165 x 120 h		12	18	24
5 Lt 360 x 250 x 80 h		8	12	16
5 Lt (trapezoidali) 360 x 185 x 120 h		-	-	-
Ice cream stick container Vaschetta stecchi		8	12	16
Single portion container Vaschetta monoporzioni		8	12	16
Pastry Tray Vassoi pasticceria PLUS - PLUS 1 - PLUS 2		•	•	•

Accessori

Accessories

Grey cone holder Portaconi completo grigio		•		
Cone holder complete of toppings container Portaconi completo di vaschette portagranelle		•		
Console scoop washer with shower Console lavaporzionate con doccia		•		
Console scoop washer with water tap Console lavaporzionate con rubinetto		•		

120+50	170+50	AE45
1682x1110x1175 mm	2177x1110x1175 mm	1847x1110x1175 mm
1682x1110x1352 mm	2177x1110x1352 mm	1847x1110x1352 mm
1009 / 216 lt	1332 / 285 lt	901 / 193 lt
1212 / 216 lt	1600 / 285 lt	1082 / 193 lt
409 kg	510 kg	400 kg
434 kg	535 kg	425 kg
	Ventilated Ventilata	
	R290 (Plus)	
	-	
	7 (Plus)	
	35 °C / 75 %RH (Plus)	
	-	
-20/+2 °C differenziabili per zona		-20/+2 °C
-16/-14 °C differenziabili per zona		-16/-14 °C
	2 Hermetics 2 Ermetici	
	Reverse Cycle Inversione di Ciclo	
	400 V / 3 Ph / 50 Hz	
1720 W / 3 A	2700 W / 4,2 A	1720 W / 3 A
2950 W / 4,9 A	6300 W / 8,5 A	2950 W / 4,9 A

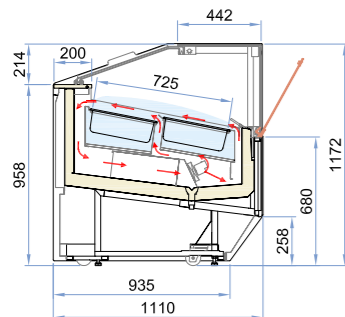
18 (6+12)	24 (6+18)	13
12 (4+8)	16 (4+12)	9
-	-	14
12 (4+8)	16 (4+12)	9
12 (4+8)	16 (4+12)	9
•	•	•

	•	•
	•	•
	•	-
	•	-

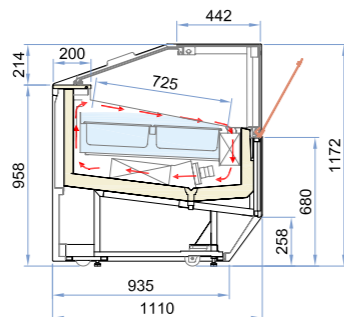
H117



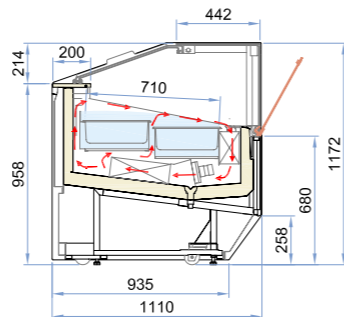
Single evaporator with double front air out flow. Fixed deflectors.
 Singolo evaporatore con doppia mandata d'aria a flusso anteriore.



Double evaporator with single air out rear flow. Adjustable deflectors.
 Doppio evaporatore con singola mandata d'aria a flusso posteriore. Deflettori regolabili.



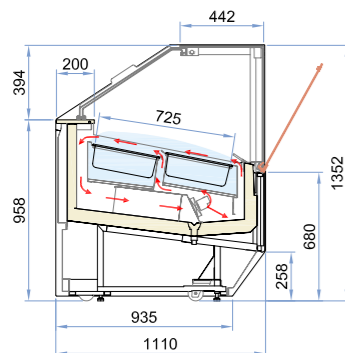
Double evaporator with double air out rear flow. Adjustable deflectors.
 Doppio evaporatore con doppia mandata d'aria a flusso posteriore. Deflettori regolabili.



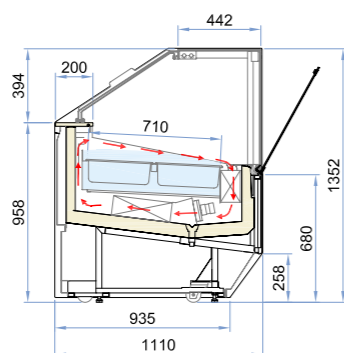
H135



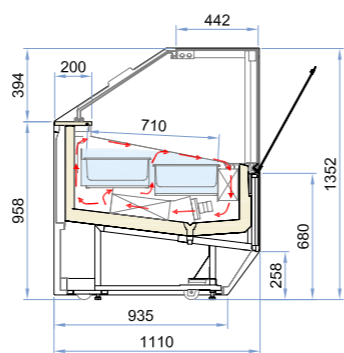
Single evaporator with double front air out flow. Fixed deflectors.
 Singolo evaporatore con doppia mandata d'aria a flusso anteriore.



Double evaporator with single air out rear flow. Adjustable deflectors.
 Doppio evaporatore con singola mandata d'aria a flusso posteriore. Deflettori regolabili.



Double evaporator with double air out rear flow. Adjustable deflectors.
 Doppio evaporatore con doppia mandata d'aria a flusso posteriore. Deflettori regolabili.



Available colours - Colori disponibili

Front panel (1)
Pannello frontale

- RAL 9003
- RAL 9005
- RAL 7022
- RAL on request
- **Standard / Di serie**

Front panel (2)
Pannello frontale

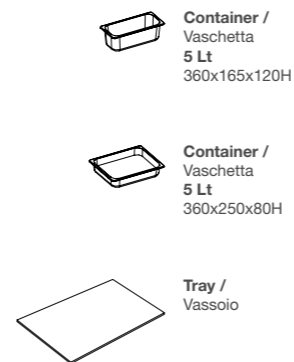
- RAL 9003
- RAL 9005
- RAL 7022
- RAL on request
- **Standard / Di serie**

Side panels (3)
Fianchi laterali

- RAL 9003
- RAL 9005
- RAL 7022
- RAL on request
- **Standard / Di serie**



Gelato configuration



120



12



8



120 Plus1
1046x720 mm



120 Plus - Plus2
2x (990x315 mm)



1148x240 mm

170 / 120+50



18



12




170 Plus1
1541x720 mm



170 Plus - Plus2
2x (1485x315 mm)



120+50
2x (990x315 mm) +
2x (495x315 mm)



1643x240 mm

220 / 170+50



24



16



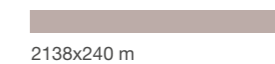
220 Plus1
2036x720 mm



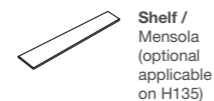
220 Plus - Plus2
2x (1980x315 mm)



170+50
2x (1485x315 mm) +
2x (495x315 mm)



2138x240 mm



Shelf /
Mensola
(optional
applicable
on H135)

AE45



13



9



14



Container /
Vaschetta
5 Lt
360x165x120H



Container /
Vaschetta
5 Lt
360x250x80H



Container /
Vaschetta
trapezoidale
5 Lt
360x185x120H

SUPERCAPRI

H 117 • 135

P 111

L 120 • 170 • 220 • AE45

Pastry

Installation

- Plug-in
- Remote (optional)

Configuration

Channeling (optional)

Temperature

+1/+10 °C

Refrigerant

R290

Refrigeration

Ventilated

Compressor

Hermetic

Defrost

Off cycle

Climate class

3

Upper glass

Heated stratified with switch

Front glass

Heated stratified

Side glasses

Heated double

Opening system

Front glass tilted manually

Rear closing system

- Plexiglass Sliding doors
- Self rolling curtain

Work top

Solid surface White

Lightning

Led 5700 K

Equipment handling

Swivel casters with brake and height adjustable feet

Installazione

- Plug-in
- Remoto (optional)

Configurazione

Canalizzabile (optional)

Temperatura

+1/+10 °C

Refrigerante

R290

Refrigerazione

Ventilata

Compressore

Ermetico

Sbrinamento

Fermata compressore

Classe Climatica

3

Vetro superiore

Stratificato riscaldato (disattivabile)

Vetro frontale

Stratificato riscaldato

Vetri laterali

Doppi (Camera) riscaldati

Apertura anteriore

Ribaltabile verso il basso

Chiusura posteriore

- Scorrevoli in Plexiglass
- Tenda manuale autoavvolgente

Piano di servizio

Superficie solida bianca

Illuminazione

Led 5700 K

Movimentazione

Ruote pivotanti con freno e piedini regolabili in altezza



Supercapri Pastry

		120	170	220
External dimensions (LxDxH)	H117	1187 x 1110 x 1175 mm	1682 x 1110 x 1175 mm	2177 x 1110 x 1175 mm
Dimensioni esterne (LxPxH)	H135	1187 x 1110 x 1352 mm	1682 x 1110 x 1352 mm	2177 x 1110 x 1352 mm
Capacity (gross/net)	H117	685 / 267 lt	1009 / 393 lt	1332 / 518 lt
Capacità (lorda/netta)	H135	824 / 267 lt	1212 / 393 lt	1600 / 518 lt
Net weight	H117	300 kg	375 kg	470 kg
Peso netto	H135	325 kg	410 kg	510 kg
Refrigeration		Ventilated		
Refrigerazione		Ventilata		
Refrigerant		R290		
Refrigerante				
Climate class		3		
Classe climatica				
Operating conditions		25 °C / 60 %RH		
Condizioni ambientali				
Product temperature		+1/+10 °C		
Temperatura prodotto				
Compressor (type)		1 Hermetic		
Compressore (tipologia)		1 Ermetico		
Defrost		Off Cycle		
Sbrinamento		Fermata compressore		
Power supply		230 V / 1 Ph / 50 Hz		
Alimentazione				
Electrical input (nominal)		1360 W / 7,4 A	1485 W / 8,1 A	1610 W / 8,7 A
Assorbimento elettrico (regime)				
Electrical input (defrost)		420 W / 2,3 A	485 W / 2,6 A	450 W / 2,4 A
Assorbimento elettrico (sbrinamento)				

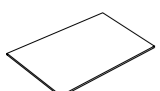





Technical sheet about models whit condensing unit included with air cooled
Dati tecnici riferiti a modelli con unità a bordo con condensazione ad aria

Setup

Allestimento

Pastry trays		•	•	•
Vassoi pasticceria				
Shelf		•	•	•
Mensola				

Pastry configuration - Configurazioni pasticceria

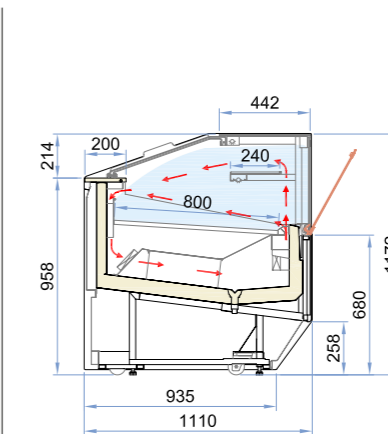
	120	170	220
Tray / Vassoio	 1047x800 mm	 1542x800 mm	 2036x800 mm
Shelf / Mensola	 1148x240 mm	 1643x240 mm	 2138x240 mm

AE45

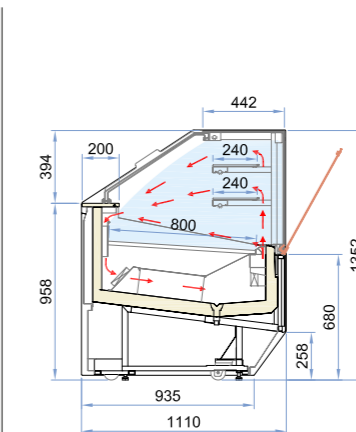
External dimensions (LxDxH)	H117	1847 x 1110 x 1175 mm
Dimensioni esterne (LxPxH)	H135	1847 x 1110 x 1352 mm
Capacity (gross/net)	H117	901 / 193 lt
Capacità (lorda/netta)	H135	1082 / 193 lt
Net weight	H117	400 kg
Peso netto	H135	425 kg
Refrigeration		Ventilated
Refrigerazione		Ventilata
Refrigerant		R290
Refrigerante		
Climate class		3
Classe climatica		
Operating conditions		25 °C / 60 %RH
Condizioni ambientali		
Product temperature		+1/+10 °C
Temperatura prodotto		
Compressor (type)		1 Hermetic
Compressore (tipologia)		1 Ermetico
Defrost		Off Cycle
Sbrinamento		Fermata compressore
Power supply		230 V / 1 Ph / 50 Hz
Alimentazione		
Electrical input (nominal)		1485 W / 8,1 A
Assorbimento elettrico (regime)		
Electrical input (defrost)		485 W / 2,6 A
Assorbimento elettrico (sbrinamento)		

Pastry trays	•
Vassoi pasticceria	
Shelf	•
Mensola	













H117



H135



Available colours - Colori disponibili

Front panel (1) Pannello frontale	Front panel (2) Pannello frontale	Side panels (3) Fianchi laterali
•  RAL 9003	•  RAL 9003	•  RAL 9003
•  RAL 9005	•  RAL 9005	•  RAL 9005
•  RAL 7022	•  RAL 7022	•  RAL 7022
•  RAL on request	•  RAL on request	•  RAL on request
• Standard / Di serie	• Standard / Di serie	• Standard / Di serie

