

# Metro ST

H 117 • 135

P 80

L 100 • 130

Pastry • Chocolate • Food & Beverage • Heated

	TN Chiller	TB Freezer	TB/TN Dual Temp
RS-Static			
RV-Ventilated	•		
TCS-Heated	•		
CH-Chocolate	•		

## Installation

Plug-in

## Configuration

- Glass shelves 2 (H117)
- Glass shelves 3 (H135)

## Temperature

- -1/+5 °C (TN)
- +14/+16 °C (CH)
- +65 °C (TCS)

## Refrigerant

R290

## Refrigeration

Ventilated

## Compressor

Hermetic

## Defrost

Off cycle (TN-CH)

## Climate class

3

## Front glass

Double

## Side glasses

Double

## Rear closing system

Glass sliding doors

## Opening system

Openable glass structure towards the bottom

## Lightning

- 3000 K
- 4000 K (Optional)
- 5700 K (Optional)

## Equipment handling

- Height adjustable feet
- Swivel casters with brake (Optional)

## Color

White RAL 9003

## Installazione

Plug-in

## Configurazione

- Ripiani in vetro 2 (H117)
- Ripiani in vetro 3 (H135)

## Temperatura

- -1/+5 °C (TN)
- +14/+16 °C (CH)
- +65 °C (TCS)

## Refrigerante

R290

## Refrigerazione

Ventilata (TN-CH)

## Compressore

Ermetico

## Sbrinamento

Fermata compressore (TN-CH)

## Classe Climatica

3

## Vetro frontale

Doppio (Camera)

## Vetri laterali

Doppio (Camera)

## Chiusura posteriore

Scorrevoli in vetro

## Apertura anteriore

Apertura ribaltabile verso il basso

## Illuminazione

- 3000 K
- 4000 K (Optional)
- 5700 K (Optional)

## Movimentazione

- Piedini regolabili in altezza
- Ruote pivotanti con freno (Optional)

## Colore

Bianco RAL 9003

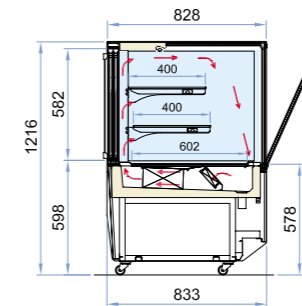
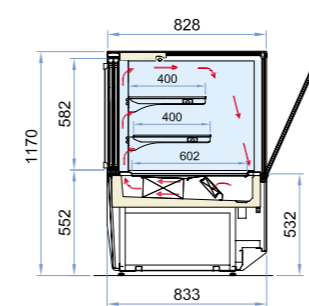


R290

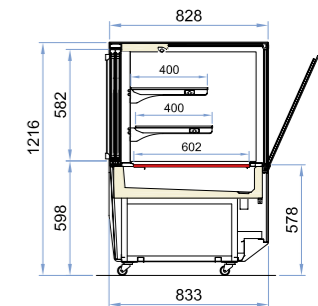
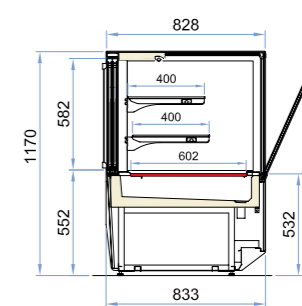
## Metro ST

	100			130		
	RV TN	RV CH	TCS	RV TN	RV CH	TCS
<b>External dimensions (LxDxH)</b> Dimensioni esterne (LxPxH)	H117 1000x833x1170/1216 mm	H117 1000x833x1170/1216 mm		H135 1300x833x1170/1216 mm	H135 1300x833x1170/1216 mm	
<b>Capacity (gross/net)</b> Capacità (lorda/netta)	H117 523,5 / 237,8 lt	H117 523,5 / 237,8 lt		H135 687 / 312,1 lt	H135 687 / 312,1 lt	
<b>Net weight</b> Peso netto	H117 200 kg	175 kg	175 kg	H135 205 kg	180 kg	180 kg
<b>Refrigeration</b> Refrigerazione	H117 Ventilated Ventilata			H135 Ventilated Ventilata		
<b>Refrigerant</b> Refrigerante	H117 R290			H135 R290		
<b>Climate class</b> Classe climatica	H117 3					
<b>Operating conditions</b> Condizioni ambientali	H117 25 °C / 60 %RH					
<b>Product temperature</b> Temperatura prodotto	-1/+5 °C	+14/+16 °C	+65 °C	-1/+5 °C	+14/+16 °C	+65 °C
<b>Compressor (q.ty - type)</b> Compressore (q.tà - tipologia)	H117 1 - Hermetic 1 - Ermetico		-	H135 1 - Hermetic 1 - Ermetico		-
<b>Defrost</b> Sbrinamento	H117 Off Cycle Fermata compressore		-	H135 Off Cycle Fermata compressore		-
<b>Power supply</b> Alimentazione	H117 230 V / 1 Ph / 50 Hz					
<b>Electrical input (nominal)</b> Assorbimento elettrico (regime)	530 W / 3,1 A	750 W / 4,2 A	800 W / 3,5 A	550 W / 3,1 A	770 W / 4,3 A	930 W / 4,2 A
<b>Electrical input (defrost)</b> Assorbimento elettrico (sbrinamento)	H117 35 W / 0,2 A		-	H135 35 W / 0,2 A		-
<small>Technical sheet about models whit condensing unit included with air cooled Dati tecnici riferiti a modelli con unità a bordo con condensazione ad aria</small>						
<b>Setup</b> Allestimento	H117 907 x 400 mm			H135 1207 x 400 mm		
<b>Shelf (LxD)</b> Ripiano (LxP)	H117 910 x 602 mm			H135 1210 x 602 mm		
<b>Bottom shelf (LxD)</b> Ripiano di fondo (LxP)	H117 910 x 602 mm			H135 1210 x 602 mm		

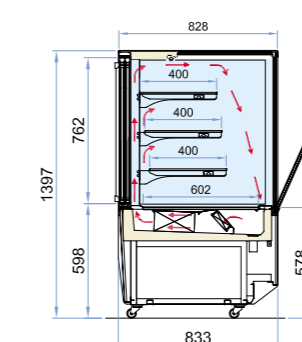
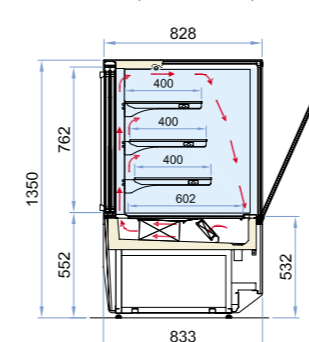
### H 117 | RV TN | RV CH



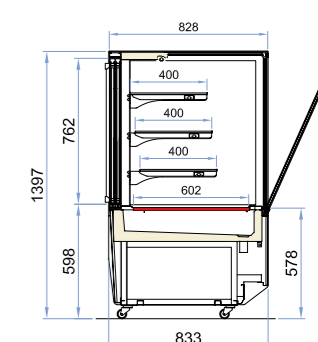
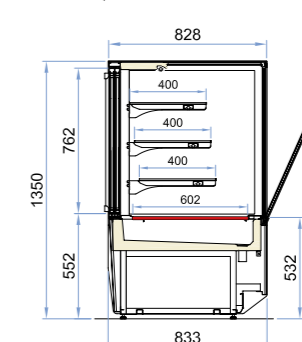
### TCS



### H 135 | RV TN | RV CH



### TCS



# Metro ST Self

H 117 • 135  
P 80  
L 100 • 130

Pastry - Chocolate - Food & Beverage

	TN Chiller	TB Freezer	TB/TN Dual Temp
RS-Static			
RV-Ventilated	•		
TCS-Heated			
CH-Chocolate	•		

## Installation

Plug-in

## Configuration

- Glass shelves 2 (H117)
- Glass shelves 3 (H135)

## Temperature

-1/+7 °C (TN - Self)

## Refrigerant

R290

## Refrigeration

Ventilated

## Compressor

Hermetic

## Defrost

Off cycle (TN)

## Climate class

3

## Side glasses

Double

## Rear closing system

Glass sliding doors

## Front closing system

Self rolling curtain

## Lightning

- 3000 K
- 4000 K (Optional)
- 5700 K (Optional)

## Equipment handling

- Height adjustable feet
- Swivel casters with brake (Optional)

## Color

White RAL 9003

## Installazione

Plug-in

## Configurazione

- Ripiani in vetro 2 (H117)
- Ripiani in vetro 3 (H135)

## Temperatura

-1/+7 °C (TN - Self)

## Refrigerante

R290

## Refrigerazione

Ventilata (TN)

## Compressore

Ermetico

## Sbrinamento

Fermata compressore (TN)

## Classe Climatica

3

## Vetri laterali

Doppio (Camera)

## Chiusura posteriore

Scorrevoli in vetro

## Chiusura anteriore

Tendina manuale autoavvolgente

## Illuminazione

- 3000 K
- 4000 K (Optional)
- 5700 K (Optional)

## Movimentazione

- Piedini regolabili in altezza
- Ruote pivotanti con freno (Optional)

## Colore

Bianco RAL 9003

## Metro ST Self

		100	130
		RV TN	RV TN
<b>External dimensions (LxDxH)</b>	H117	1000x833x1170/1216 mm	1300x833x1170/1216 mm
Dimensioni esterne (LxPxH)	H135	1000x833x1350/1397 mm	1300x833x1350/1397 mm
<b>Capacity (gross/net)</b>	H117	105,8 / 410 lt	258,1 / 538 lt
Capacità (lorda/netta)	H135	264,6 / 501,1 lt	347,2 / 658 lt
<b>Net weight</b>	H117	200 kg	205 kg
Peso netto	H135	210 kg	215 kg
<b>Refrigeration</b>		<b>Ventilated</b>	
Refrigerazione		Ventilata	
<b>Refrigerant</b>		R290	
Refrigerante			
<b>Climate class</b>		3	
Classe climatica			
<b>Operating conditions</b>		25 °C / 60 %RH	
Condizioni ambientali			
<b>Product temperature</b>		-1/+7 °C	
Temperatura prodotto			
<b>Compressor (q.ty - type)</b>		<b>1 - Hermetic</b>	
Compressore (q.tà - tipologia)		1 - Ermetico	
<b>Defrost</b>		<b>Off Cycle</b>	
Sbrinamento		Fermata compressore	
<b>Power supply</b>		230 V / 1 Ph / 50 Hz	
Alimentazione			
<b>Electrical input (nominal)</b>		850 W / 3,9 A	910 W / 4,1 A
Assorbimento elettrico (regime)			
<b>Electrical input (defrost)</b>		60 W / 0,3 A	
Assorbimento elettrico (sbrinamento)			

Technical sheet about models whit condensing unit included with air cooled  
Dati tecnici riferiti a modelli con unità a bordo con condensazione ad aria

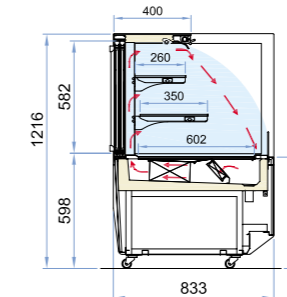
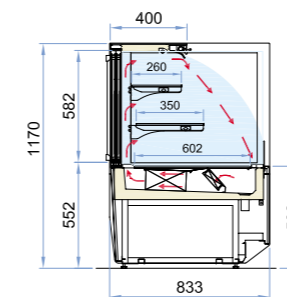
## Setup

Allestimento

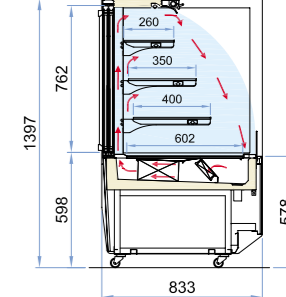
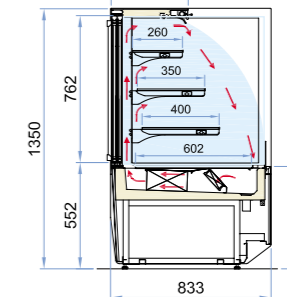
	100	130
<b>Shelf (LxD)</b>	907 x 260 mm	1207 x 260 mm
Ripiano (LxP)	907 x 350 mm	1207 x 350 mm
	907 x 400 mm	1207 x 400 mm
<b>Bottom shelf (LxD)</b>	910 x 602 mm	1210 x 602 mm
Ripiano di fondo (LxP)		



H 117 | RV TN



H 135 | RV TN



R290