

GE 700 Evo - Plus

H 209
P 87
L 71

Gastronorm GN 2/1

	TN	TB	TB/TN	TC	TC/TN	N
	Chiller	Freezer	Dual Temp	Heated	Hot&Cold	Non-refrigerated
RS - Static						
RV - Ventilated						
RS/TC S - Static and Dry Heat convertible						
RV/TC S - Ventilated / Dry Heat convertible						
HJR - Meat						
CH - Chocolate						
TC S - Dry Heat						
TC BM - Bainmarie						
N - Non-refrigerated						

Installation

Plug-in

Energy class

- C (TN)
- C (TB)

Standard equipment

- 3 white plastic coated shelves GN 2/1 (650x530 mm)
- 12 Plastic supports for GN 2/1 shelves
- 4 stainless steel racks (10 positions - pitch 130 mm)
- Door lock with key

Temperature

- -2/+8 °C (TN)
- -18/-15 °C (TB)

Refrigerant

R290

Refrigeration

Ventilated

Compressor

Hermetic

Installazione

Plug-in

Classe Energetica

- C (TN)
- C (TB)

Dotazione di serie

- 3 Griglie plastificate bianche GN 2/1 (650x530 mm)
- 12 Supporti in plastica per griglie GN 2/1
- 4 cremagliere inox (10 posizioni - passo 130 mm)
- Serratura porta con chiave

Temperatura

- -2/+8 °C (TN)
- -18/-15 °C (TB)

Refrigerante

R290

Refrigerazione

Ventilata

Defrost

- Hot gas (TB)
- Off cycle (TN)

Climate class

5 (40 °C / 40% RH)

Opening system

- Reversible self-closing swing door
- Left or right configuration

Insulation

Cyclopentane 80 mm

Equipment handling

- Height adjustable feet (115-175H mm)
- Swivel casters with brake (optional)

External

- Prepainted sheet (Evo)
- Stainless steel AISI 304 (Plus)

Internal

- Prepainted sheet (Evo)
- Stainless steel AISI 304 (Plus)

Optionals

- Swivel casters with brake
- Kit 1 GN 2/1 white plastic coated (650x530 mm) + 4 plastic supports
- GN 2/1 white plastic coated/stainless steel shelves (650x530 mm)
- EN 60x40 white plastic coated/stainless steel shelves (600x400 mm)
- GN 2/1 stainless steel trays (650x530x20/40/60/100H mm)
- EN 60x40 stainless steel trays (600x400x20H mm)
- Kit 4 plastic supports for GN 2/1 shelves
- C stainless steel guide rails (652 mm) for GN 2/1 shelves/trays
- 2L stainless steel guide rails (652 mm) for EN 60x40-GN 2/1 shelves/trays
- Kit 4 racks maximum load (21 positions - pitch 60mm)



GE 700 Ultra

H 209
P 87
L 71

Gastronorm GN 2/1

	TN	TB	TB/TN	TC	TC/TN	N
	Chiller	Freezer	Dual Temp	Heated	Hot&Cold	Non-refrigerated
RS - Static						
RV - Ventilated						
RS/TC S - Static and Dry Heat convertible						
RV/TC S - Ventilated / Dry Heat convertible						
HJR - Meat						
CH - Chocolate						
TC S - Dry Heat						
TC BM - Bainmarie						
N - Non-refrigerated						

Installation

Plug-in

Energy class

- A (TN)
- C (TB)

Standard equipment

- 3 white plastic coated shelves GN 2/1 (650x530 mm)
- Door lock with key

Temperature

- -2/+8 °C (TN)
- -18/-15 °C (TB)

Refrigerant

- R600a (TN)
- R290 (TB)

Refrigeration

Ventilated

Installazione

Plug-in

Classe Energetica

- A (TN)
- C (TB)

Dotazione di serie

- 3 Griglie GN 2/1 plastificate bianche (650x530 mm)
- Serratura porta con chiave

Temperatura

- -2/+8 °C (TN)
- -18/-15 °C (TB)

Refrigerante

- R600a (TN)
- R290 (TB)

Refrigerazione

Ventilata

Compressor

- Hermetic (TB)
- Hermetic variable speed (TN)

Defrost

- Hot gas (TB)
- Off cycle (TN)

Climate class

5 (40 °C / 40% RH)

Opening system

- Reversible self-closing swing door
- Left or right configuration

Insulation

Cyclopentane 80 mm

Lighting

Led 5700 K (TN)

Compressore

- Ermetico (TB)
- Ermetico giri variabili (TN)

Sbrinamento

- Gas caldo (TB)
- Fermata compressore (TN)

Classe Climatica

5 (40 °C / 40% RH)

Apertura

- Porta con ritorno automatico reversibile
- Configurazione destra o sinistra

Isolamento

Cyclopentano 80 mm

Illuminazione

Led 5700 K (TN)

Equipment handling

- Height adjustable feet (115-175H mm)
- Swivel casters with brake (optional)

External

Stainless steel AISI 304

Internal

- Stainless steel AISI 304
- Printed sides (24 positions - pitch 55 mm)

Optionals

- Swivel casters with brake
- GN 2/1 white plastic coated/stainless steel shelves (650x530 mm)
- GN 2/1 stainless steel trays (650x530x20/40/60/100H mm)

Basamento

- Piedini regolabili in altezza (115-175H mm)
- Ruote pivotanti con freno (optional)

Esterno

Acciaio inox AISI 304

Interno

- Acciaio inox AISI 304
- Fianchi stampati (24 posizioni - passo 55 mm)

Accessori

- Ruote pivotanti con freno
- Griglie GN 2/1 plastificate bianche/inox (650x530 mm)
- Teglie GN 2/1 inox (650x530x20/40/60/100H mm)



GE 700 Evo - Plus - Ultra



Evo - Plus

Ultra



GE 700 Evo



GE 700 Plus



GE 700 Ultra

	GE 700 Evo		GE 700 Plus		GE 700 Ultra	
	TN -2 / +8 °C	TB -18 / -15 °C	TN -2 / +8 °C	TB -18 / -15 °C	TN -2 / +8 °C	TB -18 / -15 °C
Refrigerant Refrigerante	R290	R290	R290	R290	R600a	R290
Defrost Sbrinamento	Off cycle Fermata Compressore	Hot gas Gas Caldo	Off cycle Fermata Compressore	Hot gas Gas Caldo	Off cycle Fermata Compressore	Hot gas Gas Caldo
Energy class Classe energetica	A G C		A G C		A G A	A G C
Outside Esterno	Prepainted sheet Lamiera preverniciata		Stainless steel AISI 304 Acciaio Inox AISI 304		Stainless steel AISI 304 Acciaio Inox AISI 304	
Inside Interno	Prepainted sheet Lamiera preverniciata		Stainless steel AISI 304 Acciaio Inox AISI 304		Stainless Steel AISI 304 Acciaio Inox AISI 304	
Internal sides Fianch interni	Racks stainless steel AISI 304 (10 positions - pitch 130 mm) Cremagliere acciaio Inox AISI 304 (10 posizioni - passo 130 mm)		Racks stainless steel AISI 304 (10 positions - pitch 130 mm) Cremagliere acciaio Inox AISI 304 (10 posizioni - passo 130 mm)		Printend side stainless steel AISI 304 (24 positions - pitch 55 mm) Fianchi stampati Acciaio Inox AISI 304 (24 posizioni - passo 55 mm)	
Light system Luce di Cortesia	NO		NO		YES	NO
Doors Porte	Reversible with lock Reversibile con serratura		Reversible with lock Reversibile con serratura		Reversible with lock Reversibile con serratura	

GE 700		Evo - Plus	Ultra
External dimensions (LxDxH) Dimensioni esterne (LxPxH)	Adjustable feet Piedini regolabili Swivel casters Ruote pivotanti	710 x 871 x 2092 mm	
Capacity (gross/net) Capacità (lorda/netta)		575 / 482 Lt	
Net weight Peso netto		125 kg	
Refrigeration Refrigerazione		Ventilated Ventilata	
Refrigerant Refrigerante	RV TN RV TB	R290	R600a
Climate class Classe climatica		5	
Operating conditions Condizioni ambientali		40 °C / 40 %RH	
Energy class Classe energetica	RV TN RV TB	C	A C
Product temperature Temperatura prodotto	RV TN RV TB	-2 / +8 °C -18 / -15 °C	
Compressor (type) Compressore (tipologia)	RV TN RV TB	Hermetic - 1 Ermetico - 1	Hermetic variable speed - 1 Ermetico giri variabili - 1
Defrost Sbrinamento	RV TN RV TB	Off cycle Fermata compressore Hot gas Gas caldo	
Power supply Alimentazione	RV TN RV TB	230 V / 1 Ph / 50 Hz	220 - 230 V / 1 Ph / 50 - 60 Hz
Electrical input (nominal) Assorbimento elettrico (regime)	RV TN RV TB	235 W / 1,6 A	370 W / 2,4 A
Electrical input (defrost) Assorbimento elettrico (sbrinamento)	RV TN RV TB	30 W / 0,2 A	7 W / 0,1 A
Noise level Livello rumore	RV TN RV TB	49 dBA @1mt	52.8 dBA @1mt
		52 dBA @1mt	52 dBA @1mt

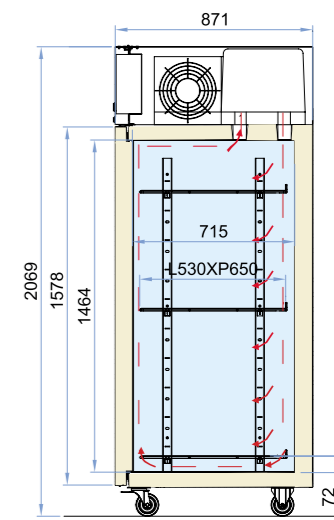
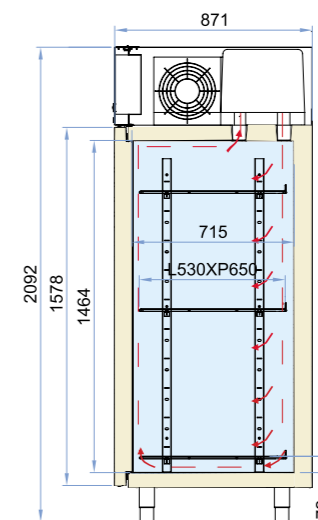
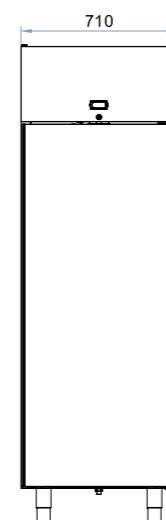
Technical sheet about models whit condensing unit included with air cooled
Dati tecnici riferiti a modelli con unità a bordo con condensazione ad aria

Gastronorm - Pastry setup

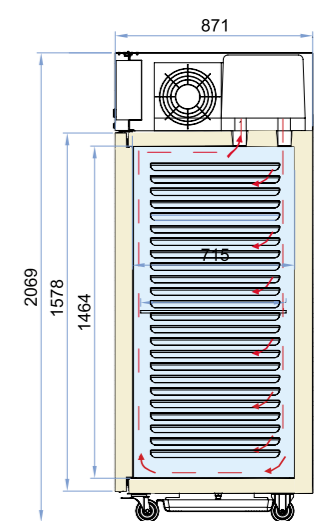
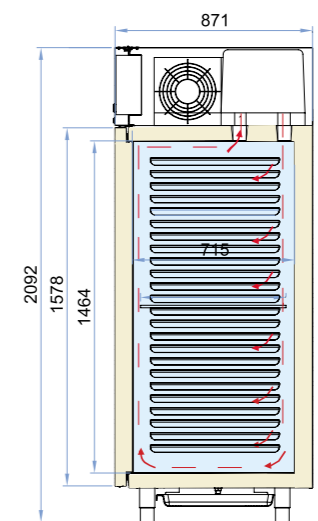
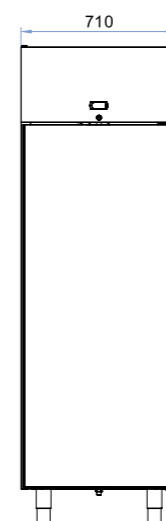
Allestimento gastronomia - pasticceria

Trays Max capacity N. Totale Max Teglie	EN 60x40	20H mm	600 x 400 mm			
Shelves Max capacity N. Totale Max griglie		-				-
Trays Max capacity N. Totale Max Teglie		20/40H mm		10	21	
Shelves Max capacity N. Totale Max griglie	GN 2/1	-	650 x 530 mm			24
Trays Max capacity N. Totale Max Teglie		60/100H mm				12
Pair of guide rails Coppie guida	2L (GN 2/1 - EN 60x40) C (GN 2/1)	-	652 mm	1 pair per shelf/tray 1 coppia per griglia/teglia		-
Supports Supporti				4 supports per shelf 4 supporti per griglia		-












Evo - Plus
RV TN
RV TB














Ultra
RV TN
RV TB



Optionals

	GE 700 Evo	GE 700 Plus	GE 700 Ultra	GE 1400 Evo	GE 1400 Plus	Magnum Plus		Labor Plus
						TN	TB	
 Swivel casters with brake Ruote pivotanti con freno	•	•	•	•	•	•	•	•
 GN 2/1 (650x530 mm) Stainless steel shelf Griglia inox	•	•	•	•	•			
 GN 2/1 (650x530 mm) White plastic coated shelf Griglia plastificata bianca	•	•	•	•	•			
 EN 60x40 (600x400 mm) Stainless steel shelf Griglia inox	•	•		•	•			
 EN 60x40 (600x400 mm) White plastic coated shelf Griglia plastificata bianca	•	•		•	•			
 EN 60x80 (600x800 mm) Stainless steel shelf Griglia inox						•	•	
 EN 60x80 (600x800 mm) White plastic coated shelf Griglia plastificata bianca						•	•	
 Chromed shelf Griglia cromata (720x530 mm)								•
 White plastic coated shelf Griglia plastificata bianca (720x530 mm)								•
 Stainless steel central shelf Griglia centrale inox (540x216 mm)				•	•			
 White plastic coated central shelf Griglia centrale plastificata bianca (540x216 mm)				•	•			

	GE 700 Evo	GE 700 Plus	GE 700 Ultra	GE 1400 Evo	GE 1400 Plus	Magnum Plus		Labor Plus
						TN	TB	
 GN 2/1 (650x530x20/40/60/100H mm) Stainless steel tray Teglia inox	•	•	•	•	•			
 EN 60x40 (600x400x20H mm) Stainless steel tray Teglia inox	•	•		•	•	•		
 EN 60x80 (600x800x20H mm) Stainless steel tray Teglia inox							•	
 Rack maximum load 21 positions - pitch 60mm Cremagliera massimo carico 21 posizioni - passo 60mm	•	•		•	•			
 2L stainless steel guide rail (652 mm) for EN 60x40-GN 2/1 shelves/trays Coppia guida 2L inox (652 mm) per griglie/teglie EN 60x40-GN 2/1	•	•		•	•			
 L stainless steel guide rail pair (794 mm) for EN 60x80 shelves/trays Coppia guida L inox (794 mm) per griglie/teglie EN 60x80							•	
 C stainless steel guide rail (652 mm) for GN 2/1 shelves/trays Coppia guida C inox (652 mm) per griglie/teglie GN 2/1	•	•		•	•			
 C stainless steel guide rail pair (724 mm) for shelves (530x720 mm) Coppia guida C inox (724 mm) per griglie (530x720 mm)								•
 C stainless steel guide rails pair (794 mm) for EN 60x80 shelves/trays Coppia guida C inox (794 mm) per griglie/teglie EN 60x80								•
 White plastic coated shelves support Supporti griglie in plastica	•	•						
 White plastic coated basket (650x530x150/300H mm) Cesto (650x530x150/300H mm)				•	•			